



### District Report Card: 2017


<b>State:</b> Telangana	<b>District:</b> SIDDIPET
<b>Class:</b> 8	<b>Subject:</b> Mathematics
<b>Schools:</b> 51	<b>Students:</b> 1262


### Participation/Coverage


#### Students

<b>GENDER</b> 	Boys		Girls	
	Number	%	Number	%
	619	49.05	643	50.95

<b>AREA</b> 	Rural		Urban	
	Number	%	Number	%
	1078	85.42	184	14.58

<b>CATEGORY</b> 	SC		ST		OBC		GEN	
	Number	%	Number	%	Number	%	Number	%
	390	30.90	42	3.33	789	62.52	41	3.25

<b>CWSN</b> 	LD	VI	HI	S&LD	ID	Oth
	3	0	0	4	4	39

<b>MANAGEMENT</b> 	Government		Government-aided	
	Number	%	Number	%
	1261	99.92	1	0.08

### Average Performance of Students in EVS (%)

Overall	Gender		Area		Management		Social Group			
	Male	Female	Rural	Urban	Govt.	Aided	SC	ST	OBC	GEN
<b>46.53</b>	<b>44.71</b>	<b>48.29</b>	<b>48.44</b>	<b>35.40</b>	<b>46.53</b>	<b>46.67</b>	<b>42.31</b>	<b>38.73</b>	<b>48.86</b>	<b>49.92</b>

### Performance on Learning Outcomes (LOs)

Learning Outcomes	Description	Average Performance(%)
M601	Solves problems involving large numbers by applying appropriate operations	44.64
M606	Solves problems on daily life situations involving addition and subtraction of fractions / decimals	50.24
M620	Finds out the perimeter and area of rectangular objects in the surroundings like floor of the class room, surfaces of a chalk box etc.	48.49
M621	Arranges given/collected information in the form of table, pictograph and bar graph and interprets them	47.52
M702	Interprets the division and multiplication of fractions	45.09
M705	Solves problems related to daily life situations involving rational numbers	48.73
M706	Uses exponential form of numbers to simplify problems involving multiplication and division of large numbers.	45.37
M707	Adds/subtracts algebraic expressions	48.81
M710	Solves problems related to conversion of percentage to fraction and decimal and vice versa	35.64
M717	Finds out approximate area of closed shapes by using unit square grid/ graph sheet	38.72
M719	Finds various representative values for simple data from her/his daily life contexts like mean, median and mode	58.52
M721	Interprets data using bar graph such as consumption of electricity is more in winters than summer	59.50
M801	Generalises properties of addition, subtraction, multiplication and division of rational numbers through patterns	40.97
M802	Finds rational numbers between two given rational numbers	45.05
M803	Proves divisibility rules of 2, 3,4, 5, 6, 9 and 11	55.04
M804	Finds squares, cubes, square roots and cube roots of numbers using different methods.	44.27
M808	Use various algebraic identities in solving problems of daily life.	59.97
M812	Verifies properties of parallelogram and establishes the relationship between them through reasoning	34.59
M818	Finds surface area and volume of cuboidal and cylindrical object	40.19
M819	Draws and interprets bar charts and pie charts	40.02

#### Range of Performance of Students who Answered Correctly

Below 30%		30% - 50%		50% - 75%		Above 75%	
Number	%	Number	%	Number	%	Number	%
408	32.33	326	25.83	332	26.31	196	15.53

## **Lowest Performing Learning Outcomes (LOs)**

1. Verifies properties of parallelogram and establishes the relationship between them through reasoning (34.59)
2. Solves problems related to conversion of percentage to fraction and decimal and vice versa (35.64)
3. Finds out approximate area of closed shapes by using unit square grid/ graph sheet (38.72)
4. Draws and interprets bar charts and pie charts (40.02)
5. Finds surface area and volume of cuboidal and cylindrical object (40.19)